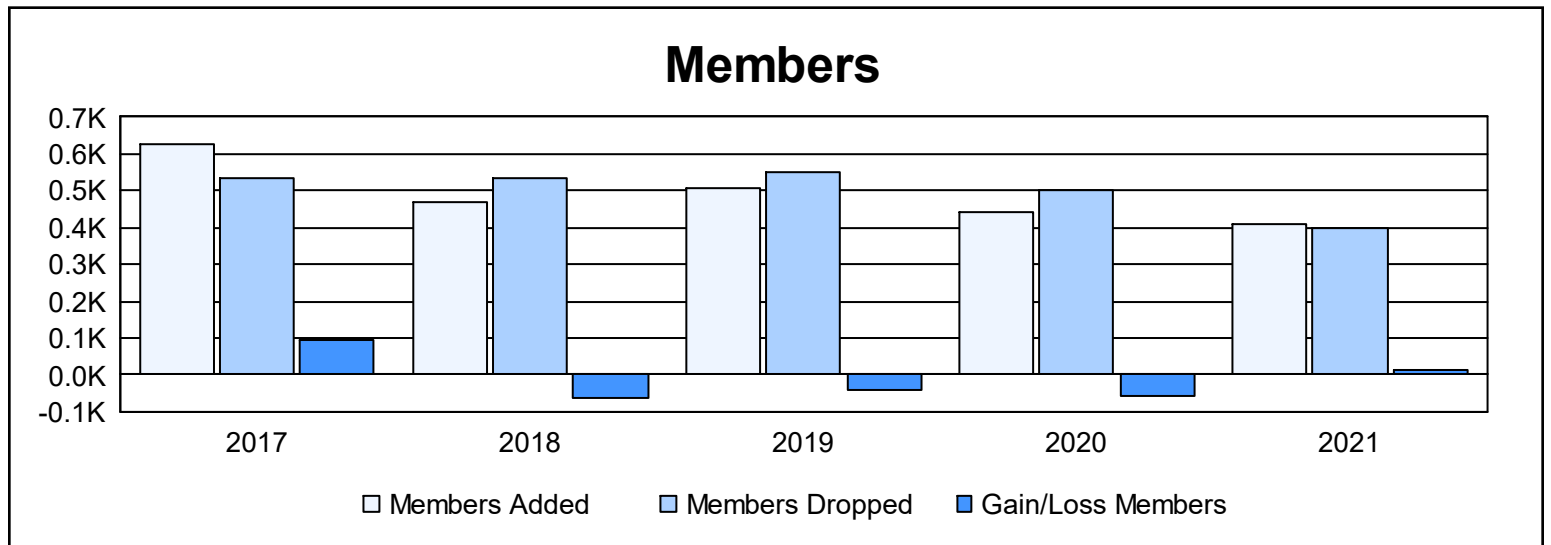
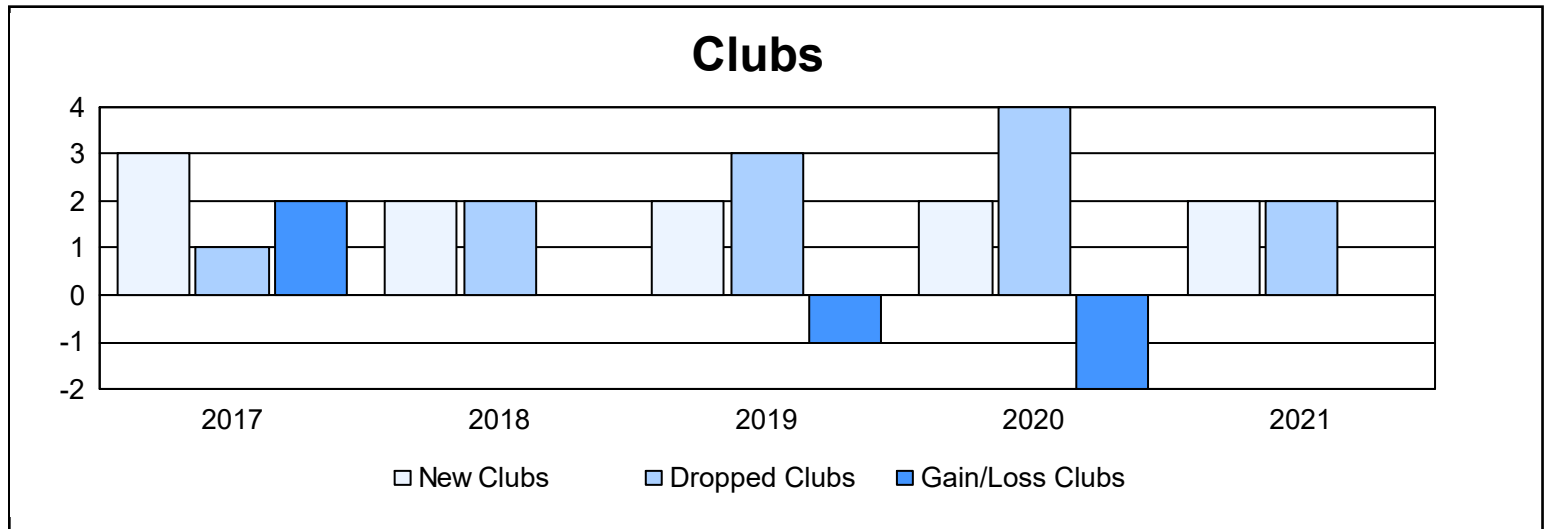
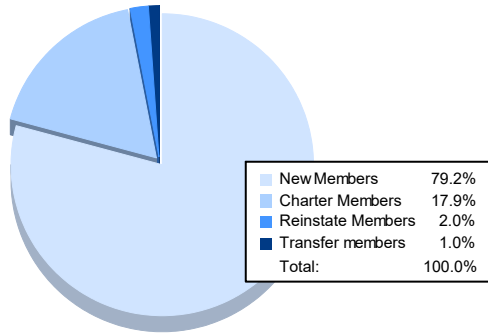


Year	New Clubs	Dropped Clubs	Gain/ Loss Clubs	New Members	Charter Members	Reinstate Members	Transfer Members	Total Member Added	Total Members Dropped	Gain/ Loss Members
2016-2017	3	1	2	531	75	14	6	626	534	92
2017-2018	2	2	0	368	57	38	8	471	533	-62
2018-2019	2	3	-1	444	48	14	3	509	551	-42
2019-2020	2	4	-2	361	66	12	2	441	500	-59
2020-2021	2	2	0	323	73	8	4	408	397	11
<b>Average</b>	<b>2</b>	<b>2</b>	<b>0</b>	<b>405</b>	<b>64</b>	<b>17</b>	<b>5</b>	<b>491</b>	<b>503</b>	<b>-12</b>



### Membership Composition June 2021 Cumulative



### Gender Composition June 2021 Cumulative

